

EQUITY FUND Fund C



Front Street Funds

B E R M U D A

Fact Sheet as of 11/30/2022

CONTACT

Carla Seely
Freisenbruch Management Services
75 Front Street,
Hamilton, HM CX, Bermuda
441-297-8686
cseely@fmgroup.bm

PORTFOLIO MANAGEMENT TEAM

Keith Lane-Zucker
Managing Director, Ingalls & Snyder LLC
33 years investment experience. Managing
Fund since 11/1/2011.
Elizabeth Larson
Director, Ingalls & Snyder LLC
32 years investment experience.

FUND INFORMATION

Asset Class: Equity	Assets: \$35.8 million	Expense Ratio: 1.65	Fund Manager: Ingalls & Snyder LLC
Fund Objective: Long Term Growth	Number of Holdings: 25	Load Structure: No Load	Auditor: PricewaterhouseCoopers Ltd.
Inception Date: September 1,1996	Distribution Frequency: Daily	NAV Frequency: Daily	Administrator: Altree Fund Services

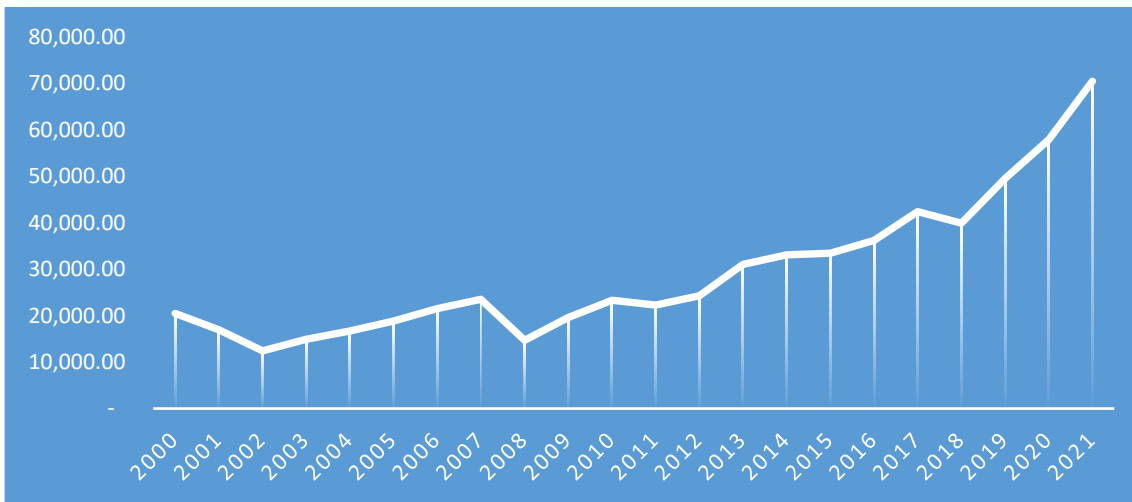
FUND STRATEGY

Our strategy is to carefully select equities of high-grade companies having strong financial underpinnings and prospects for above-average growth in earnings over an extended period of time. We seek to invest in companies that often share a number of characteristics including: a high operating margin and a high return on equity (often resulting from a superior business franchise involving strong brands and other competitive advantages), a conservative balance sheet, a highly capable management team, and a diversified geographic exposure.

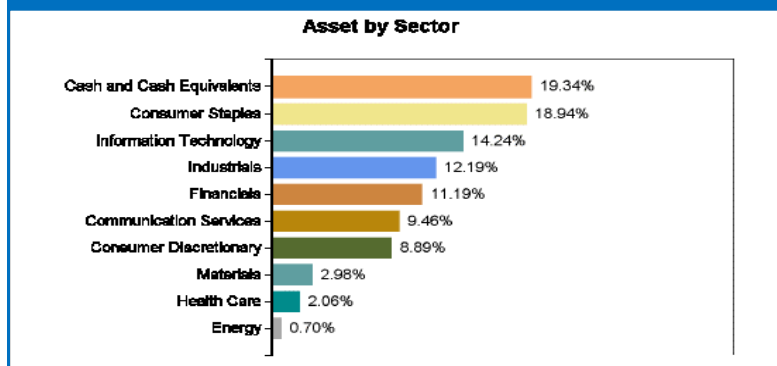
FUND PERFORMANCE as of 11/30/2022

Annual Returns (%) – Net of Fees

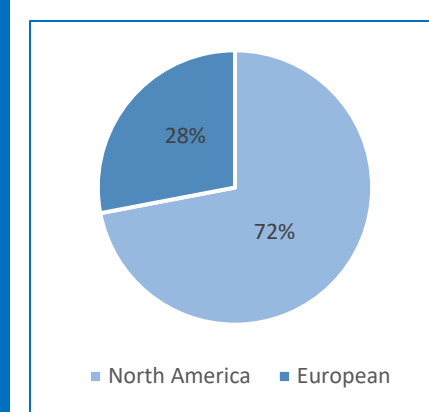
Performance	YTD	1 Year	3 Year	5 Year	10 Year	Since Inception
Front Street Equity	-14.14%	-10.00%	7.52%	7.73%	9.59%	7.10%
Benchmark						
S&P 500 Index	-13.12%	-9.23%	10.87%	10.95%	13.31%	9.23%
MSCI World Index	-14.09%	-10.39%	8.06%	7.92%	10.15%	7.42%



SECTOR ALLOCATION



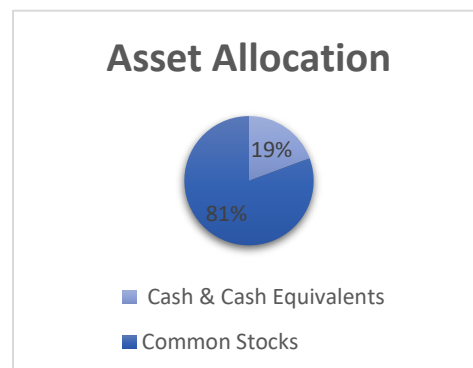
GEOGRAPHIC ALLOCATION



TOP TEN HOLDINGS

Company	
Berkshire Hathaway Cl. B	7.44%
LVMH Moet Hennessy Louis Vuitton	6.93
Alphabet Inc.	6.72
Microsoft Corp.	5.87
Unilever PLC	4.78
Roper Technologies, Inc.	4.76
Johnson Controls International plc.	4.42
Nestle SA.	4.34
Goldman Sachs Groups, Inc.	3.75
Union Pacific Corporation	3.67

ASSET ALLOCATION



IMPORTANT DISCLOSURES

The Front Street Funds Trust is authorized as a Collective Investment Scheme (CIS) by the Bermuda Monetary Authority.

Past performance is not an indication of future performance, performance data shown represents past performance only. The investment return and principal value of an investment will fluctuate based upon market value; no investment returns are guaranteed.

The material contained in this document is for information purposes only. It is not intended as an offer or solicitation for purchase or sale of any security or financial instrument, nor is it advice or a recommendation to enter into any transaction. The Front Street Funds Trust and its related entities do not warrant the accuracy of the information provided herein, either expressed or implied, for any particular purpose.

Please refer to the prospectus and related documentation for further information regarding the investment offering.

Front Street Funds Trust performance data is shown as net of fees.